

data sheet

Colenta[®]

Colenta New Generation
Film Processor

Film Processor

Type: 30 E6-23 9Tank Pro



Colenta[®]

Colenta FILM Processor - Type E6 Pro
for roll and sheet format



11/2019 AN

Colenta[®] Film Processor

30 E6 23-9Tank Pro

Technical Specifications:

Processing applications: E6 film in roll and sheet format

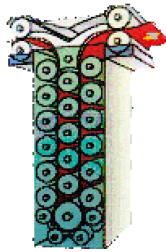
Process width: 30cm

Microprocessor Control: # 6 pre-programmable processing cycles
1 over night (sleep program) incl "wake-up" feature

Processing capacity 23cm/min @ 6 minutes Dev Time
(Dev time is pre-programmable)



Tank capacities: 30 E6 23-9Tank Pro (*incl filter)



First Developer	:	22,0 litre*
Wash 1	:	10,0 litre
Reversal	:	10,0 litre*
Color Developer	:	22,0 litre*
Conditioner	:	10,0 litre*
Bleach	:	22,0 litre*
Fix	:	15,5 litre*
Wash 2	:	15,5 litre
STAB	:	10 litre



All Colenta Film processor options are micro processor controlled and provide a fully automatic Dry to Dry service for both cut sheet and long roll through a well proven minimum contact hard roller transport system.

Replenishment: - precisely controlled using opto-sensors to measure the area loading.
- activated after a pre-set film area is fed into the processor

High efficiency drying: via integrated warm air drying system supporting airknives

Temperatures: All solution temperatures are accurately controlled and monitored with automatic cold water cooling - chiller systems are optional vavailable.

Transport/ Drive motor: precisely controlled by electronic feed-back to ensure consistant developer timing

Standard Accessories:-

- | | | |
|---|-----------------------------------|--------------|
| # Level control for all Processing & Wash tanks | # Rack Carrier/Drip Tray | # sleep mode |
| # 30 litre Replenishment storage tanks | # water supply / drain connectors | # CE marking |
| # user spare part kit | | |

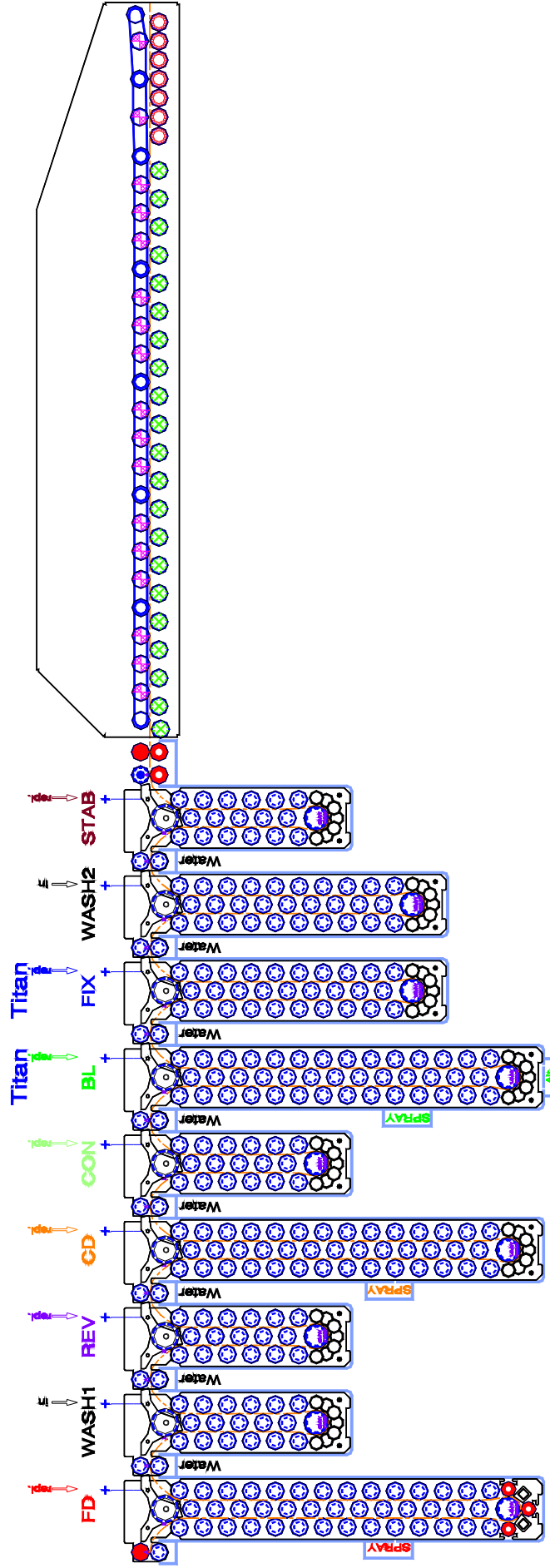
Optional Accessories:

- | | | | |
|--|--|-----------------------|----------------|
| # Inbuild Roll feed unit to include into the light tight feed box and long roll feed cradle with spool bobbins | | | |
| # Motorised Roll Take-Up | # extra spool bobbins | # UPS battery back up | # chiller unit |
| # water supply panel | # 2 position chemical mixing concole (2x40L / 2x80L) | | |

Technical specification subject to change without notice.

Colenta 30 E6 23-9Tank Pro

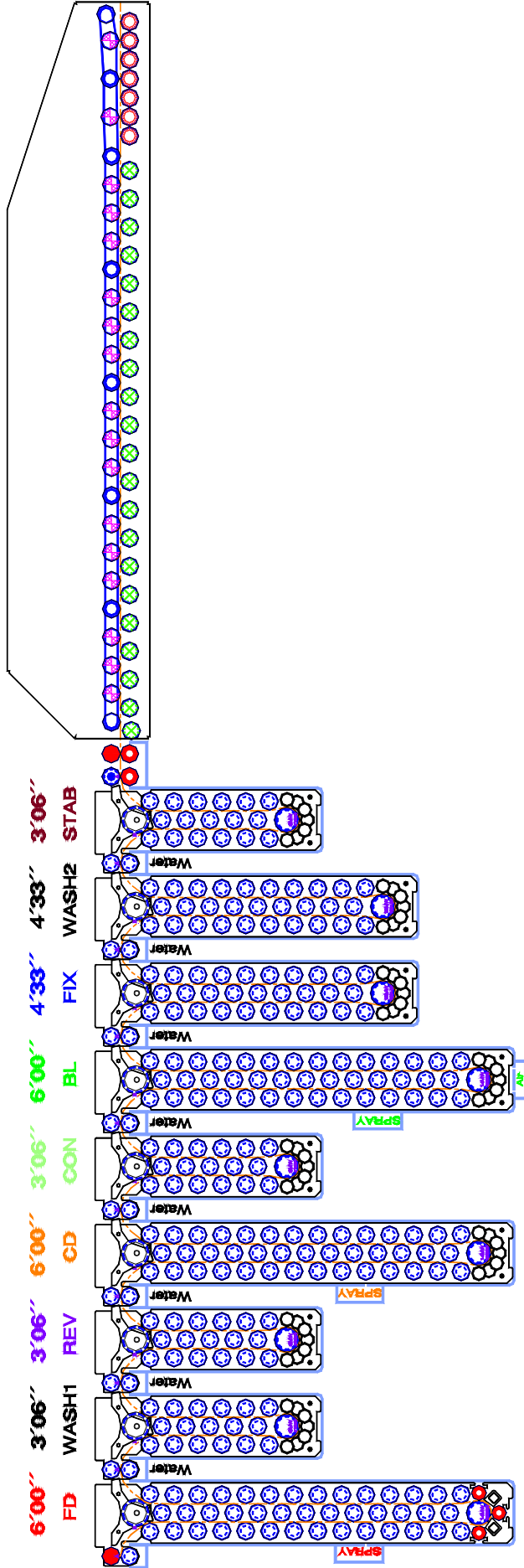
Transport system:



All transport modules (racks) and tanks are designed to reduce chemical oxidation to an absolute minimum. This together with our accurate replenishment, temperature control and constant circulation ensures all processing parameters are maintained within pre-set programmable limits.

Tank timings & ratios:

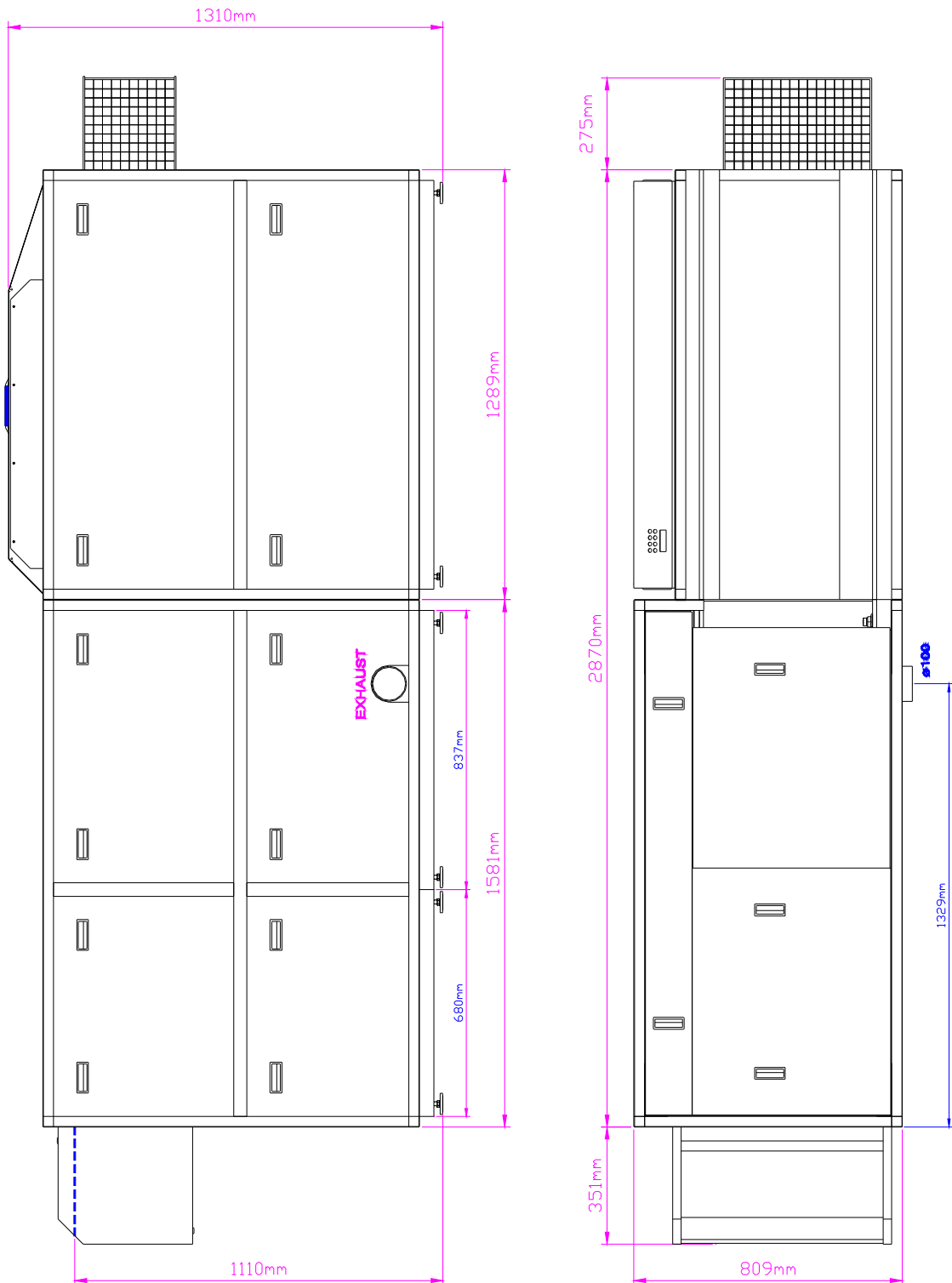
Colenta[®] 30 E6 23-9Tank Pro



Water rinsed cross over rollers are in place in order to minimize the chemical carry over from one tank to the next as well to keep the cross over section clean and free from any chemical deposits.

Dimensions:

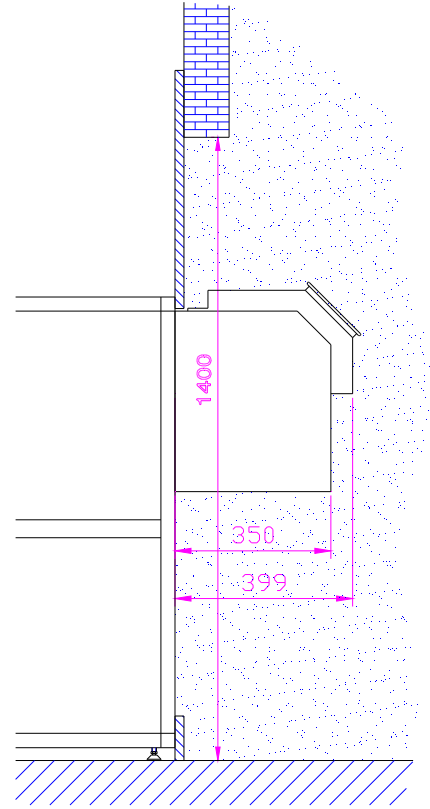
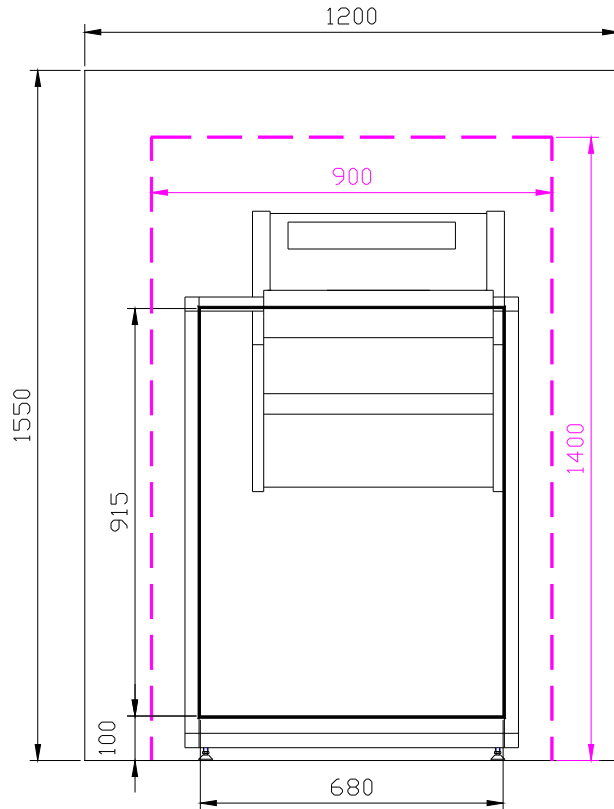
Colenta[®] 30 E6 23-9Tank Pro



We recommend a minimum walking space of 60cm around the processor.

Specifications for wall-opening if the processor has to be installed that way:

Colenta[®] 30 E6 23-9Tank Pro



- dim. of required wall opening** **approx. 1400x900mm**
- dim. of required wall panel** **approx. 1550x1200x20mm**
- dim. of clearance wall panel** **approx. 915x680mm**

In case the thickness of the wall is more than 2cm, a wall panel panel has to be installed, this to be able to operate the cover lid of the film loading box.

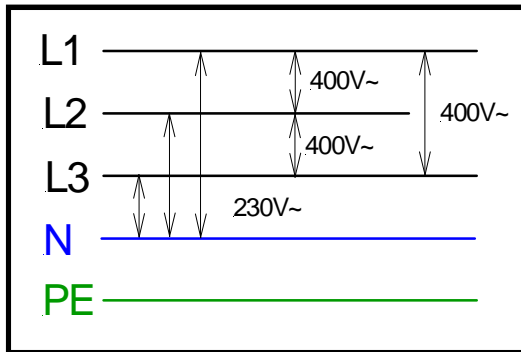
Electrical supply:



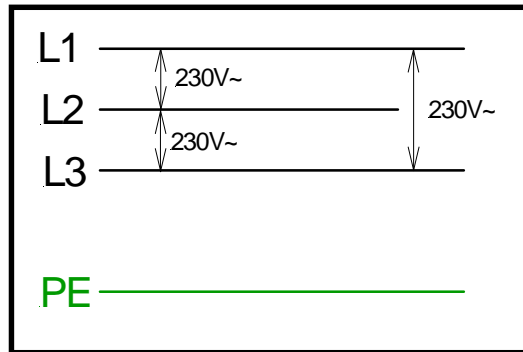
Standard, when 3N~400/230V,
50/60 Hz supply available

Total power consumption:	
30 E6 23-9Tank Pro	9,0 kW

Standard supply net:
3N-400/230 VAC 50/60Hz



Alternatively:
3x230V 50/60 Hz



Single phase connection (230VAC - 50/60Hz)
on request only.

The required power supply is to be indicated
and confirmed when ordering!



cabinet for power connection -
a suitable power cord is
provided with the processor

Details for shipment:



COLENTA 30 E6 23-9Tank Pro

wet section	203 x 113 x 141cm	425 kg
dryer section	137 x 113 x 150cm	277 kg
racks & dryer	148 x 80 x 141cm	400 kg

All dimensions & weights are subject to final confirmation.

Colenta® 30 E6 23 9Tank Pro accessories included:

rack drip tray



30 litre capacity replenisher tanks incl cover for each chemical tank



10 pcs film leaders & punch tool



anti oxidation cover for wet section



sleep mode / over night program incl "auto wake-up" function



small user parts kit

basic plumbing connectors for water supply and drain

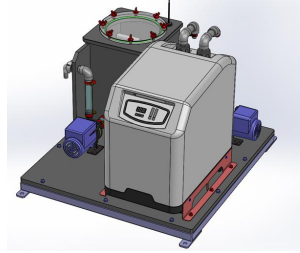


loading guide for 35mm / 120 film

Colenta® 30 E6 23 9Tank Eco optional accessories:



Colenta®
Water Supply Panel assy
(see extra documentation)

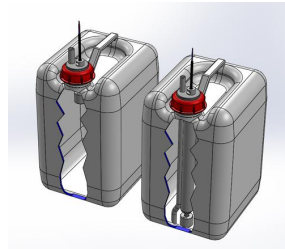


Colenta®
external chiller unit



day-light
loading option

Colenta®
2x40L / 2x80L Mixing Concole
(see extra documentation)




external 10 or 20 litre
chemical waste
container incl high
level monitoring

UPS Battery power supply back
up system



roll feed & motorized
take up



low level control for external
replenisher tanks



PVC processor floor trough

