

data sheet

Colenta[®]

Colenta New Generation
Film Processor

Film Processor 20 C41-20 6Tank WASH Eco



Colenta[®]


Colenta FILM Processor - Type C41 Eco
for roll and sheet format



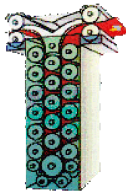
11/2019 AN

Colenta[®] Film Processor 20 C41 20-6Tank Wash Eco

Technical Specifications:

Processing applications:	C41 film in roll and sheet format	
Process width:	20cm / 3 tracks of 35mm roll film	
Microprocessor Control:	# 6 pre-programmable processing cycles # 1 over night (sleep program) incl "wake-up" feature	
Processing capacity	20cm/min @ 3min 15sec Dev Time (Dev time is pre-programmable)	

Tank capacities: 20 C41 20 6Tank Wash Eco



Developer	:	7,5 litre
Bleach	:	10,5 litre
Wash1	:	5,5 litre
Fixer	:	10,5 litre
Wash 2	:	7,5 litre
STAB	:	5,5 litre



All Colenta Film processor options are micro processor controlled and provide a fully automatic Dry to Dry service for both cut sheet and long roll through a well proven minimum contact hard roller transport system.

Replenishment: - precisely controlled using opto-sensors to measure the area loading.
- activated after a pre-set film area is fed into the processor

High efficiency drying: via integrated warm air drying system supporting airknives

Temperatures: All solution temperatures are accurately controlled and monitored with automatic cold water cooling - chiller systems are optional available.

Transport/ Drive motor: precisely controlled by electronic feed-back to ensure constant developer timing

Standard Accessories:-

- # Level control for all Processing & Wash tanks # Rack Carrier/Drip Tray
- # 30 litre Replenishment storage tanks # water supply / drain connectors # CE marking
- # user spare part kit

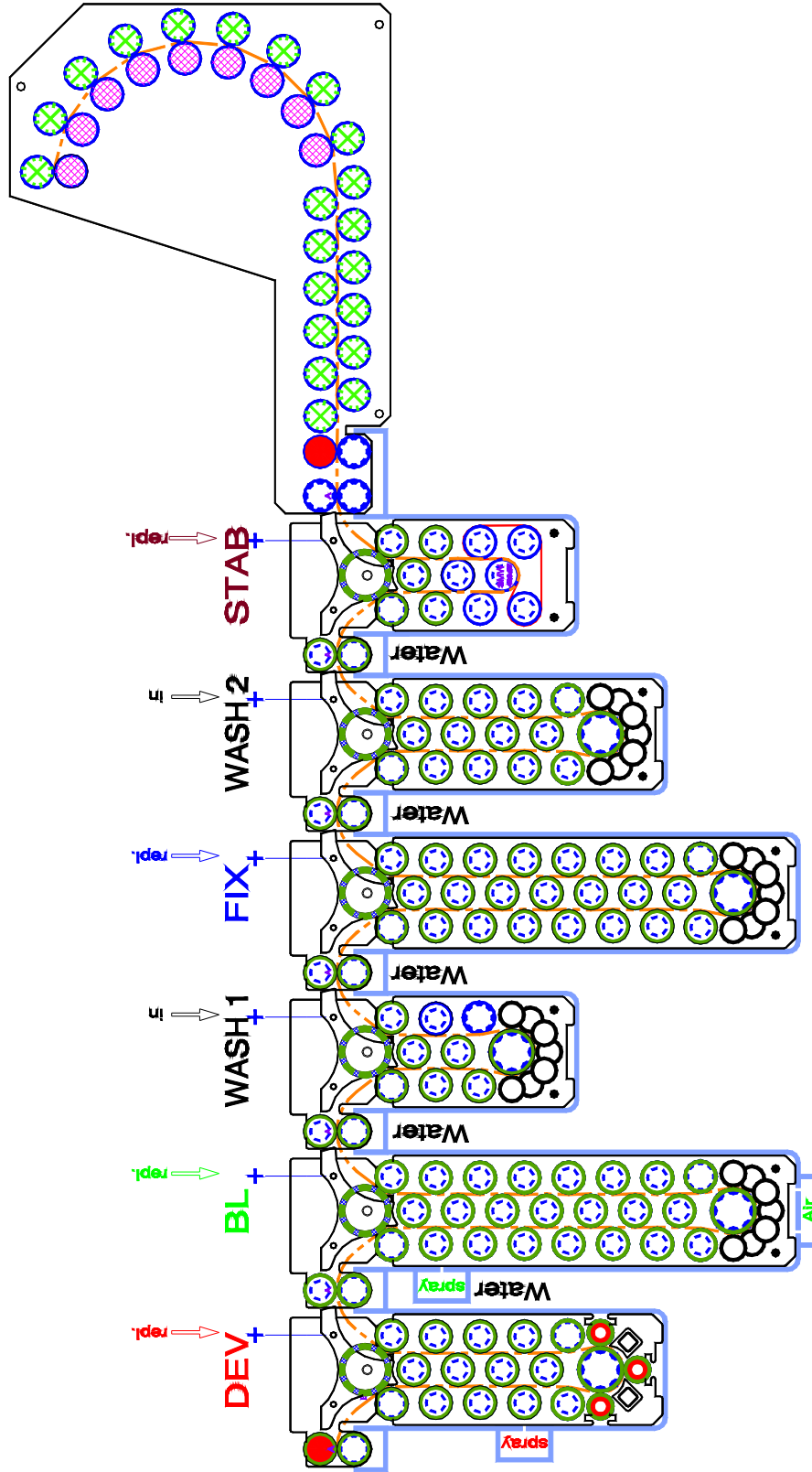
Optional Accessories:

- # Inbuild Roll feed unit to include into the light tight feed box and long roll feed cradle with spool bobbins
- # Motorised Roll Take-Up # extra spool bobbins # UPS battery back up # chiller unit
- # water supply panel # 2 position chemical mixing concole (2x40L / 2x80L)

Technical specification subject to change without notice.

Colenta 20 C41 20 6Tank Wash Eco

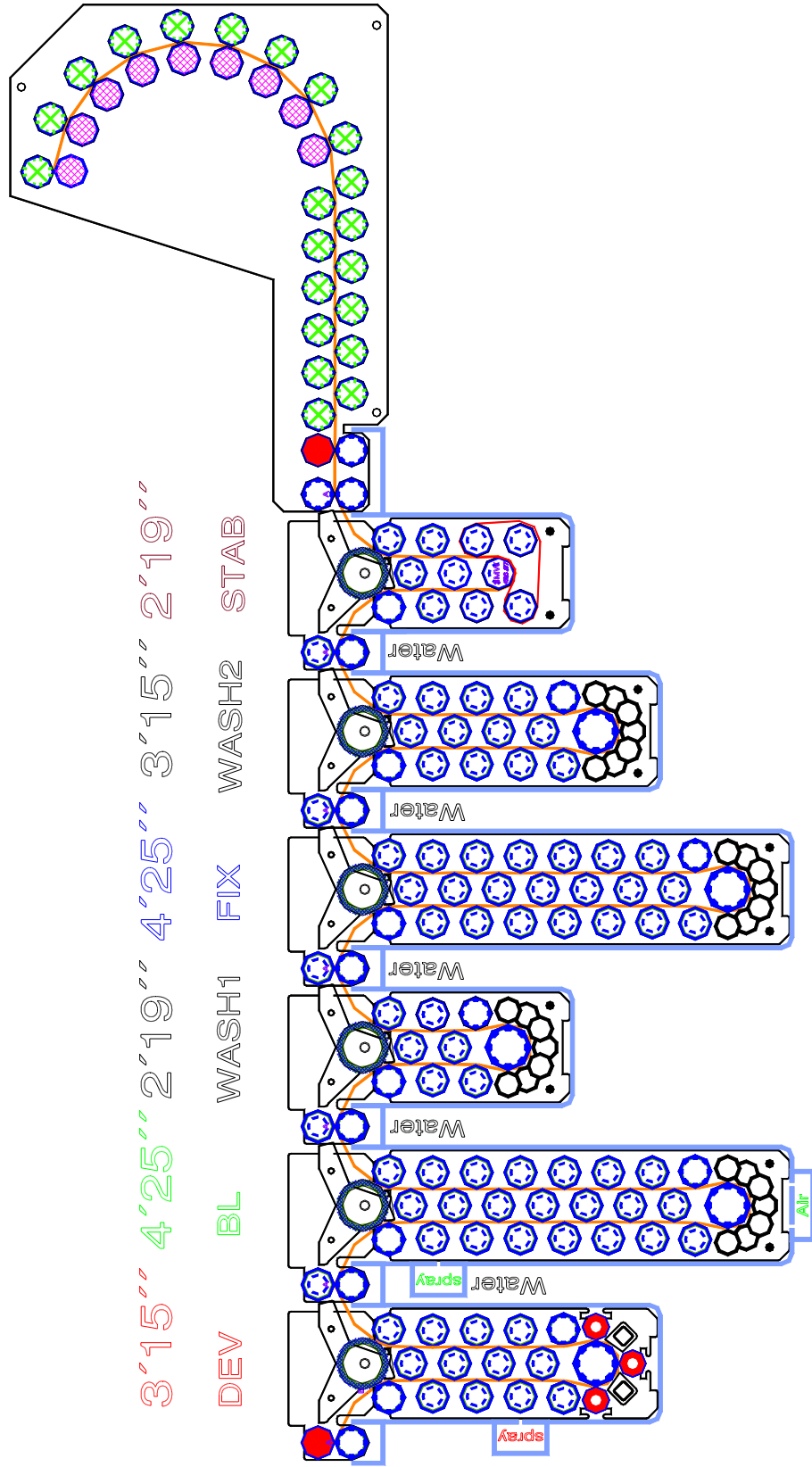
Transport system:



All transport modules (racks) and tanks are designed to reduce chemical oxidation to an absolute minimum. This together with our accurate replenishment, temperature control and constant circulation ensures all processing parameters are maintained within pre-set programmable limits.

Tank timings & ratios:

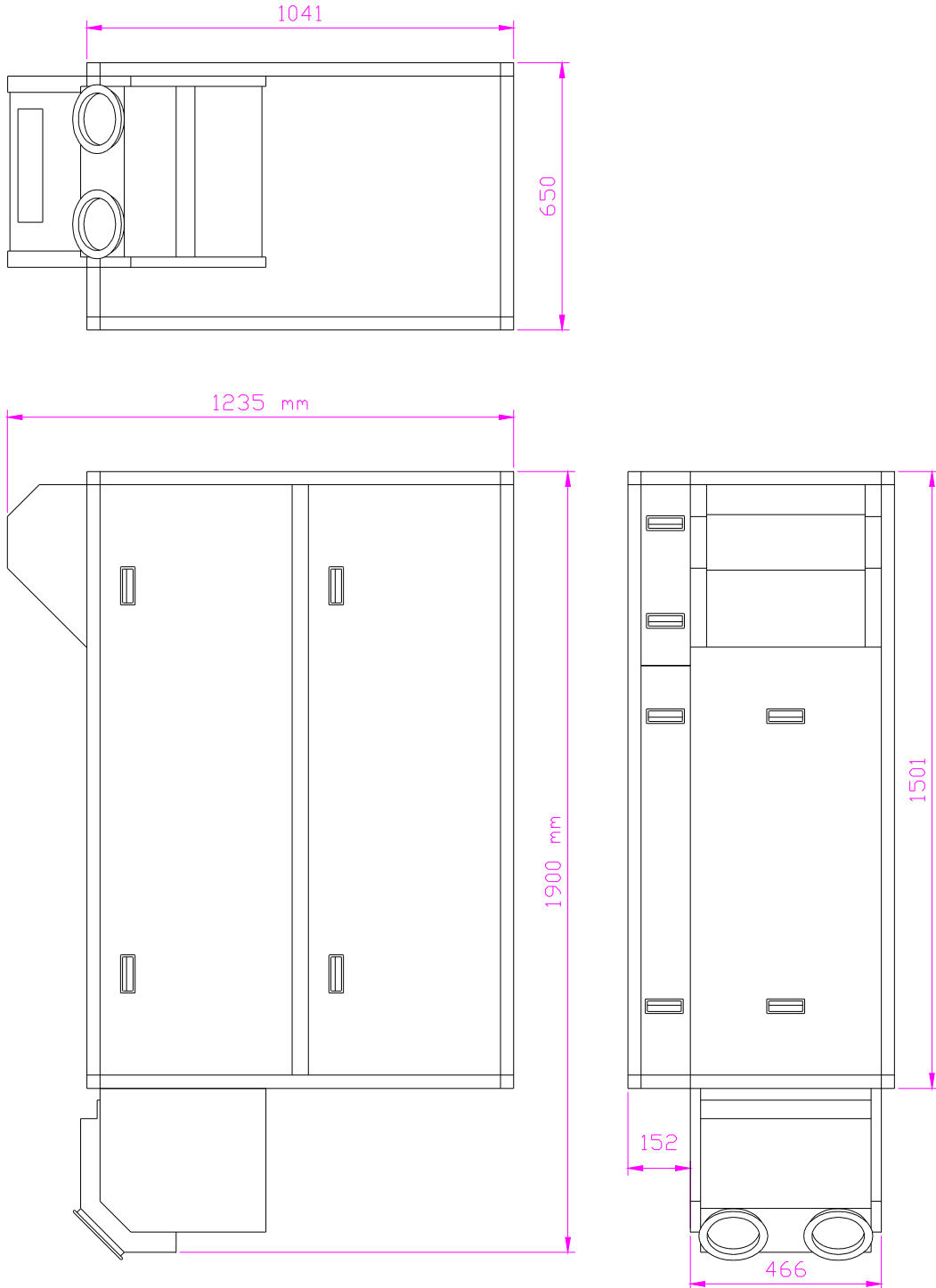
Colenta® 20 C41 20 6Tank Wash Eco



Water rinsed cross over rollers are in place in order to minimize the chemical carry over from one tank to the next as well to keep the cross over section clean and free from any chemical deposits.

Dimensions:

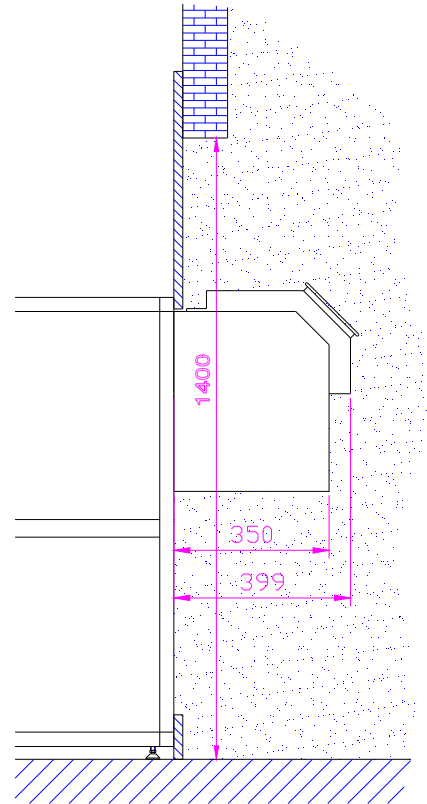
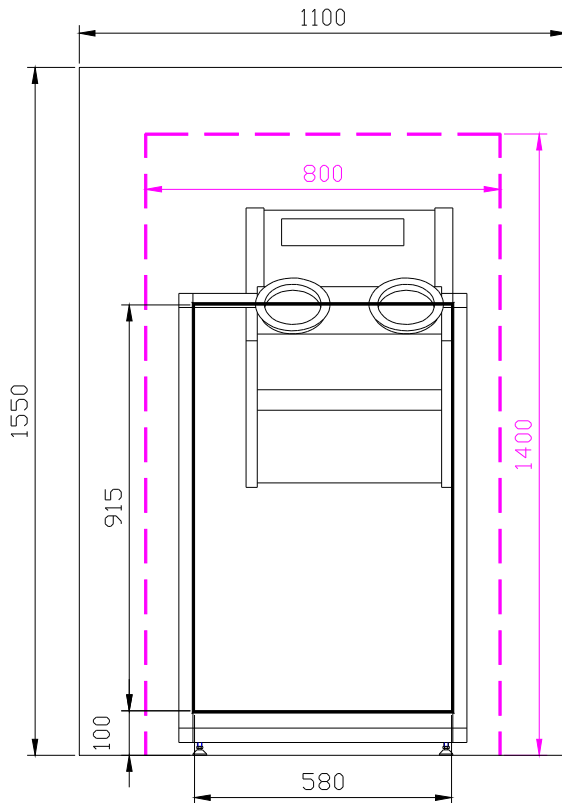
Colenta[®] 20 C41 20 6Tank Wash Eco



We recommend a minimum walking space of 60cm around the processor.

Specifications for wall-opening if the processor has to be installed that way:

Colenta[®] 20 C41 20 6Tank Wash Eco



dim. of required wall opening approx. 1400x800mm

dim. of required wall panel approx. 1550x1100x20mm

dim. of clearance wall panel approx. 915x580mm

In case the thickness of the wall is more than 2cm, a wall panel panel has to be installed, this to be able to operate the cover lid of the film loading box.

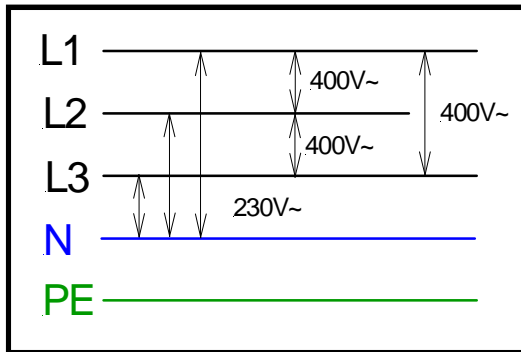
Electrical supply:

Standard, when 3N~400/230V,
50/60 Hz supply available

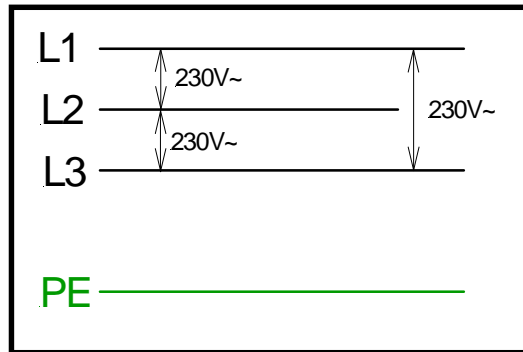


Total power consumption:	
20 C41 20 6Tank Wash Eco	4.3 kW

Standard supply net:
3N-400/230 VAC 50/60Hz



Alternatively:
3x230V 50/60 Hz



Single phase connection (230VAC - 50/60Hz)
on request only.

The required power supply is to be indicated and confirmed
when ordering!

Details for shipment:



20 C41 20 6Tank Wash Eco

208 x 82 x 151cm 370 kg

All dimensions & weights are subject to final confirmation.

Colenta 20 C41 20-6Tank Wash Eco

Colenta® 20 C41 20 6Tank Wash Eco accessories included:



loading guide for
35mm / 120 film



10 pcs film leaders &
punch tool



30 litre capacity replenisher
tanks incl cover for each
chemical tank



anti oxidation cover for wet
section



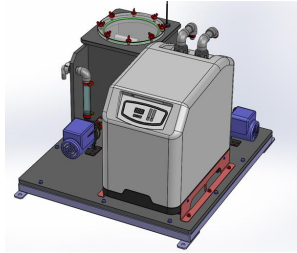
small user parts kit

basic plumbing connectors for water
supply and drain

Colenta® 20 C41 20 6Tank Wash Eco optional accessories:



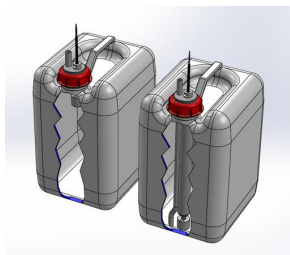
Colenta®
Water Supply Panel assy
(see extra documentation)



Colenta®
external chiller unit



day-light
loading option



external 10 or 20 litre
chemical waste
container incl high
level monitoring



low level control for external
replenisher tanks




sleep mode / over night
program incl "auto wake-up" function

Colenta®
2x40L / 2x80L Mixing Concole
(see extra documentation)




roll feed & motorized
take up



UPS Battery power supply back
up system



PVC processor floor trough



NOTES:
