

data sheet

Colenta[®] Colenta New Generation
Film Processor

Film Processor 30 BW 30 5Tank Pro



Colenta[®]

Colenta FILM Processor - Type Black&White Pro
for roll and sheet format




11/2019 AN

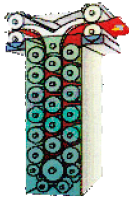
Colenta[®] Film Processor

30 BW 30 5Tank Pro

Technical Specifications:

| | | |
|---------------------------------|---|---|
| Processing applications: | Black&White film in roll and sheet format |  |
| Process width: | 30cm | |
| Microprocessor Control: | # 6 pre-programmable processing cycles # 1 over night (sleep program) incl "wake-up" feature | |
| Processing capacity | 31cm/min @ 90 Sec Developer Time 28cm/min @ 100 Sec Developer Time 24cm/min @ 110 Sec Developer Time (Dev time is pre-programmable) | |

Tank capacities: 30 BW 30 5Tank Eco



| | | |
|------------------|----------|-------------------|
| Developer | : | 5,5 litre |
| Fixer | : | 12,5 litre |
| Wash1 | : | 10.0 litre |
| Wash2 | : | 10,0 litre |
| Wetting | : | 5,5 litre |

All Colenta Film processor options are micro processor controlled and provide a fully automatic Dry to Dry service for both cut sheet and long roll through a well proven minimum contact hard roller transport system.

| | |
|--------------------------------|--|
| Replenishment: | - precisely controlled using opto-sensors to measure the area loading. - activated after a pre-set film area is fed into the processor |
| High efficiency drying: | via integrated warm air drying system supporting airknives |
| Temperatures: | All solution temperatures are accurately controlled and monitored with automatic cold water cooling - chiller systems are optional vavailable. |
| Transport/ Drive motor: | precisely controlled by electronic feed-back to ensure consistant developer timing |

Standard Accessories:-

| | | |
|---|-----------------------------------|--------------|
| # Level control for all Processing & Wash tanks | # Rack Carrier/Drip Tray | # sleep mode |
| # 30 litre Replenishment storage tanks | # water supply / drain connectors | # CE marking |
| # user spare part kit | | |

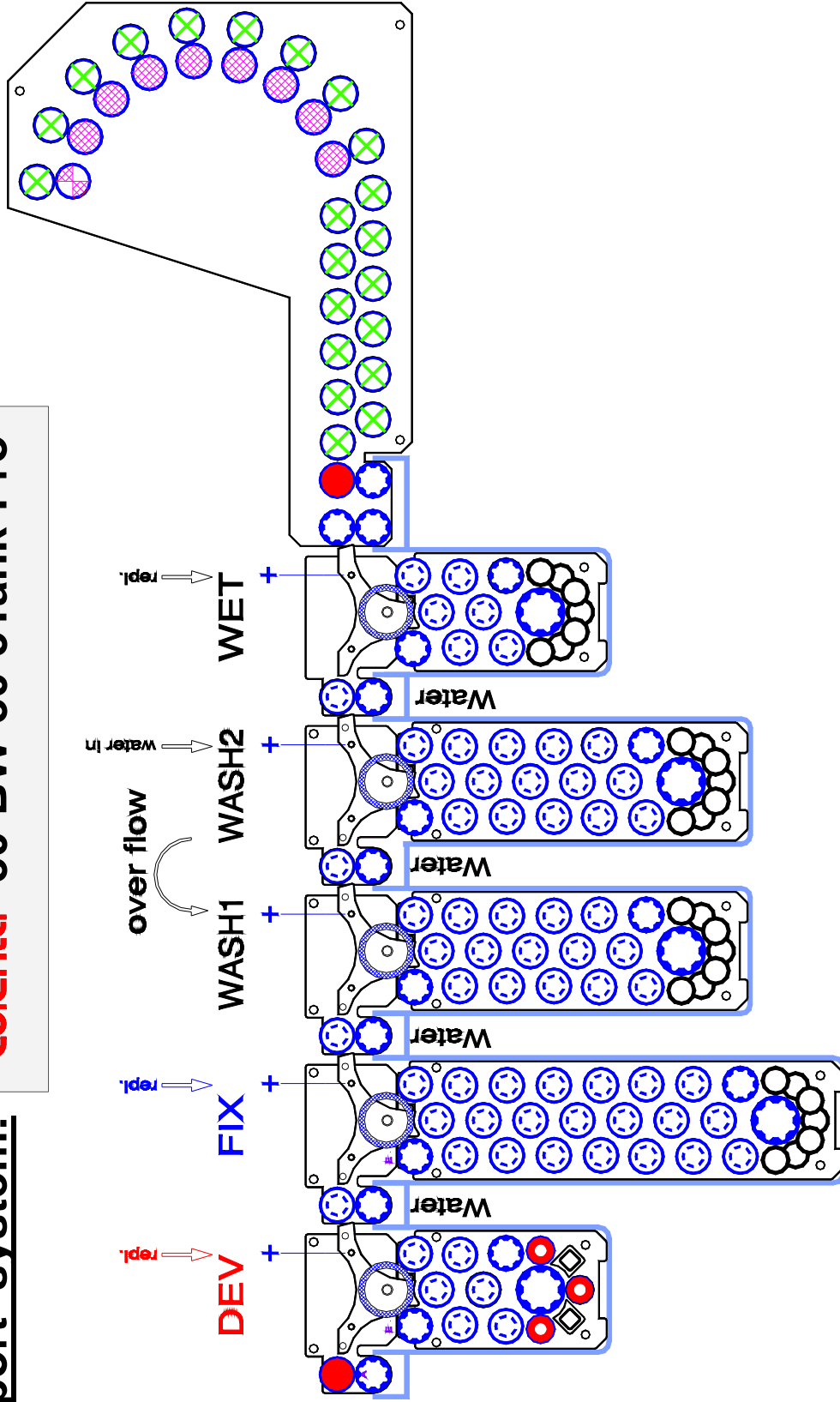
Optional Accessories:

| | | | |
|--|--|-----------------------|----------------|
| # Inbuild Roll feed unit to include into the light tight feed box and long roll feed cradle with spool bobbins | | | |
| # Motorised Roll Take-Up | # extra spool bobbins | # UPS battery back up | # chiller unit |
| # water supply panel | # 2 position chemical mixing concole (2x40L / 2x80L) | | |

Technical specification subject to change without notice.

Colanta® 30 BW 30 5Tank Pro

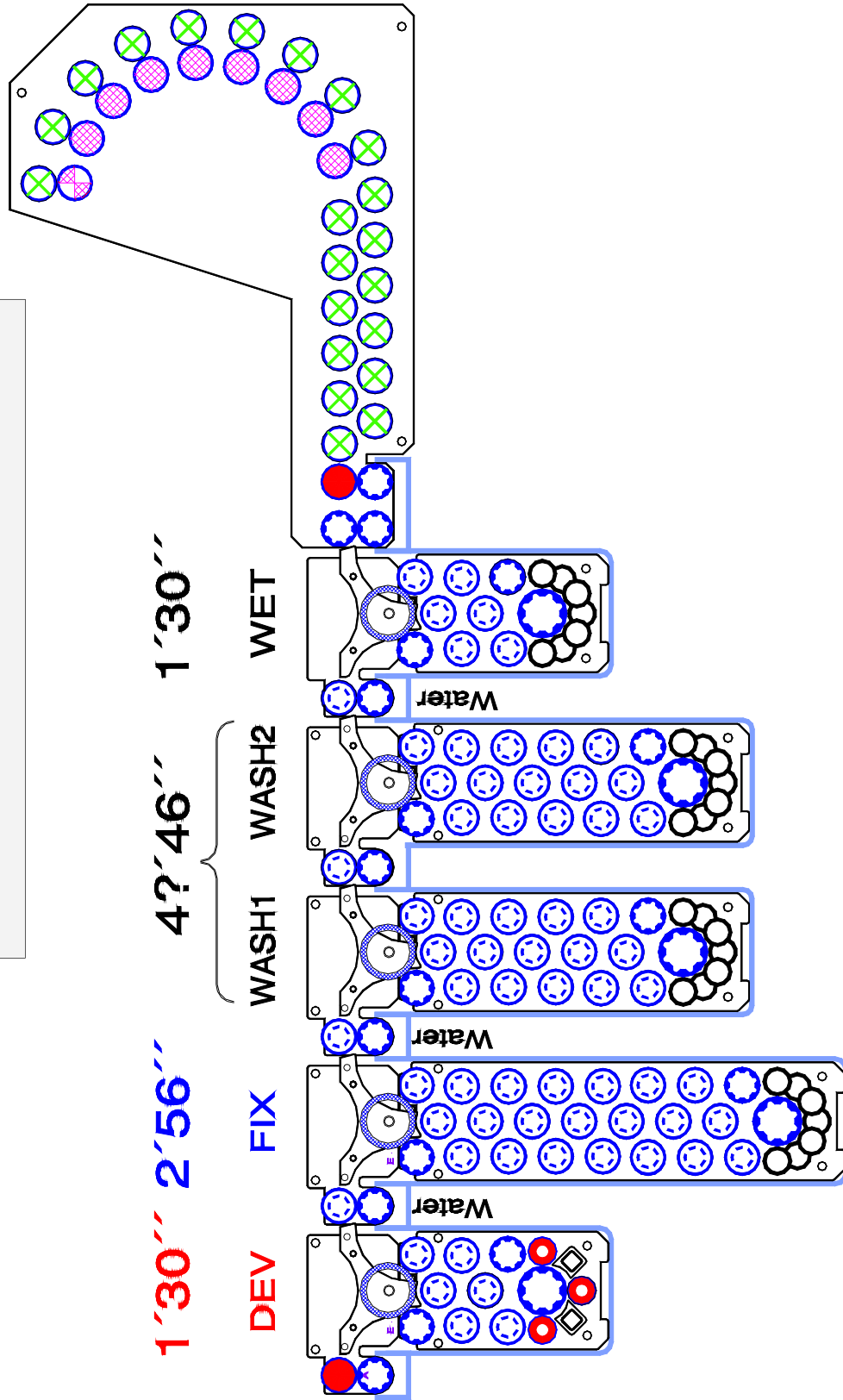
Transport system:



All transport modules (racks) and tanks are designed to reduce chemical oxidation to an absolute minimum. This together with our accurate replenishment, temperature control and constant circulation ensures all processing parameters are maintained within pre-set programmable limits.

Tank timings & ratios:

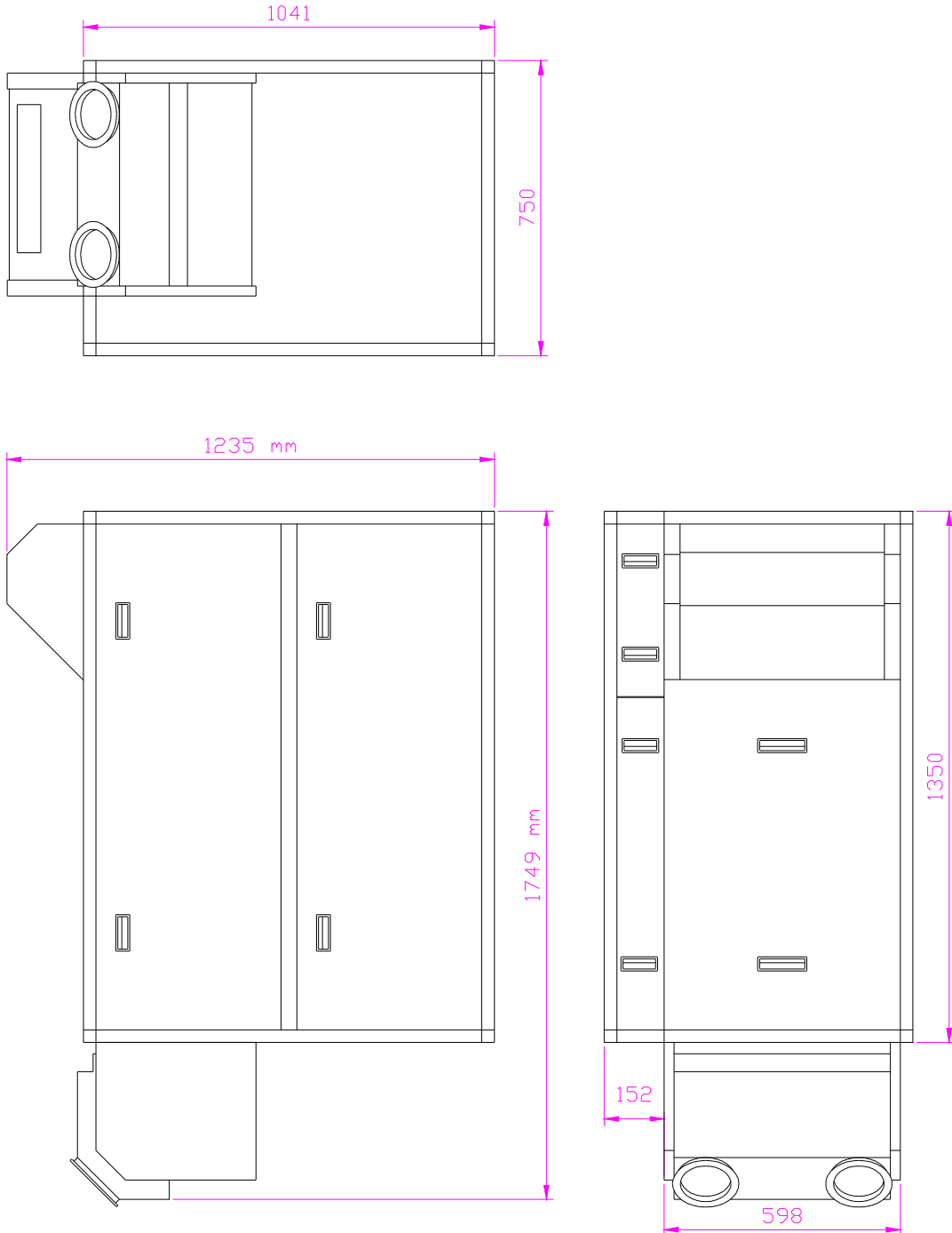
Colenta® 30 BW 30 5Tank Pro



Water rinsed cross over rollers are in place in order to minimize the chemical carry over from one tank to the next as well to keep the cross over section clean and free from any chemical deposits.

Dimensions:

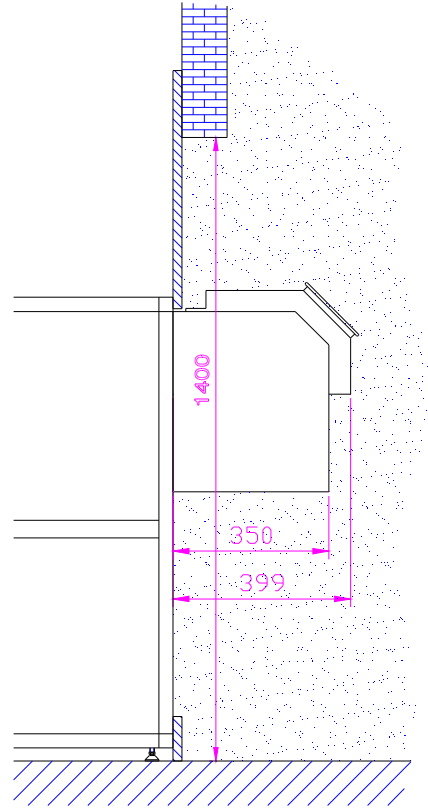
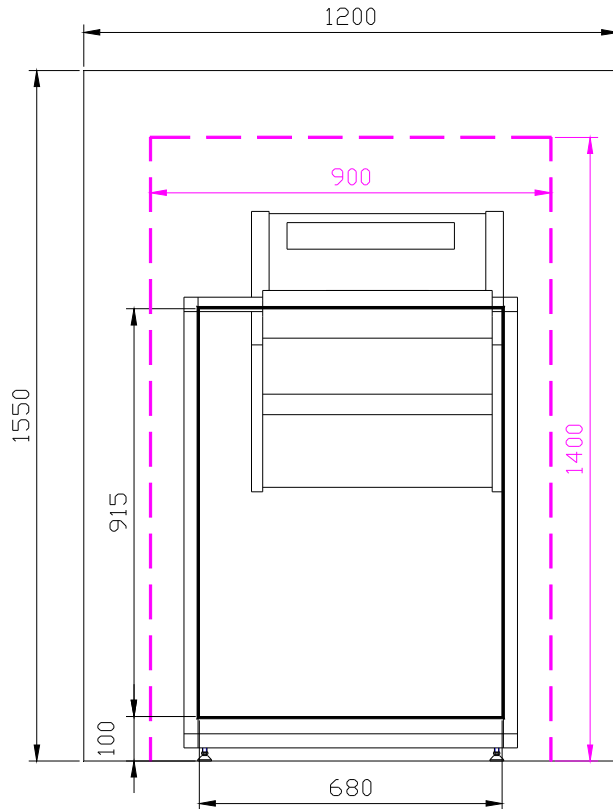
Colenta® 30 BW 30 5Tank Pro



We recommend a minimum walking space of 60cm around the processor.

Specifications for wall-opening if the processor has to be installed that way:

Colenta® 30 BW 30 5Tank Pro



dim. of required wall opening approx. 1400x900mm

dim. of required wall panel approx. 1550x1200x20mm

dim. of clearance wall panel approx. 915x680mm

In case the thickness of the wall is more than 2cm, a wall panel panel has to be installed, this to be able to operate the cover lid of the film loading box.

Electrical supply:

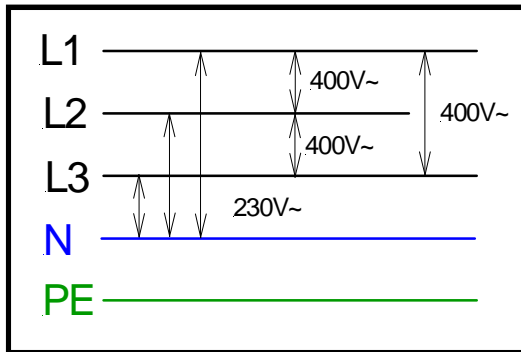
Standard, when 3N~400/230V,
50/60 Hz supply available



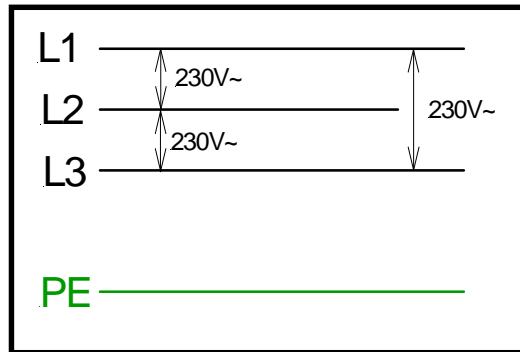
Total power consumption:

30 BW 30 5Tank Pro 7.5 kW

Standard supply net:
3N-400/230 VAC 50/60Hz



Alternatively:
3x230V 50/60 Hz



Single phase connection (230VAC - 50/60Hz)
on request only.

The required power supply is to be indicated and confirmed
when ordering!

Details for shipment:



30 BW 30 5Tank Pro

190 x 100 x 151cm 380 kg

All dimensions & weights are subject to final confirmation.

Colenta 30 BW 30 5Tank Pro

Colenta® 30 BW 30 5 Tank Pro accessories included:

rack drip tray



loading guide for 35mm / 120 film



10 pcs film leaders & punch tool



anti oxidation cover for wet section



sleep mode / over night program incl "auto wake-up" function

small user parts kit

basic plumbing connectors for water supply and drain

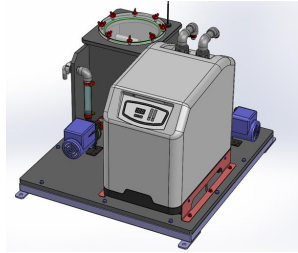


30 litre capacity replenisher tanks incl cover for each chemical tank

Colenta® 30 BW 30 5Tank Pro optional accessories:



Colenta®
Water Supply Panel assy
(see extra documentation)

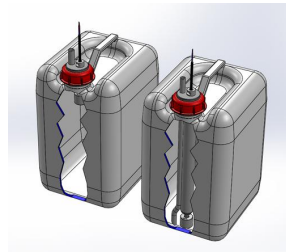


Colenta®
external chiller unit



day-light
loading option

Colenta®
2x40L / 2x80L Mixing Concole
(see extra documentation)




external 10 or 20 litre
chemical waste
container incl high
level monitoring

UPS Battery power supply back
up system



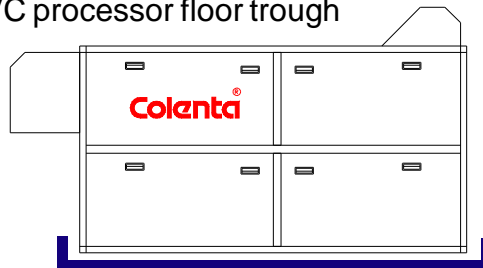
roll feed & motorized
take up



low level control for external
replenisher tanks



PVC processor floor trough



NOTES:
